

BANDS 1-2-3 and 7-8-9: See chart and instructions below.

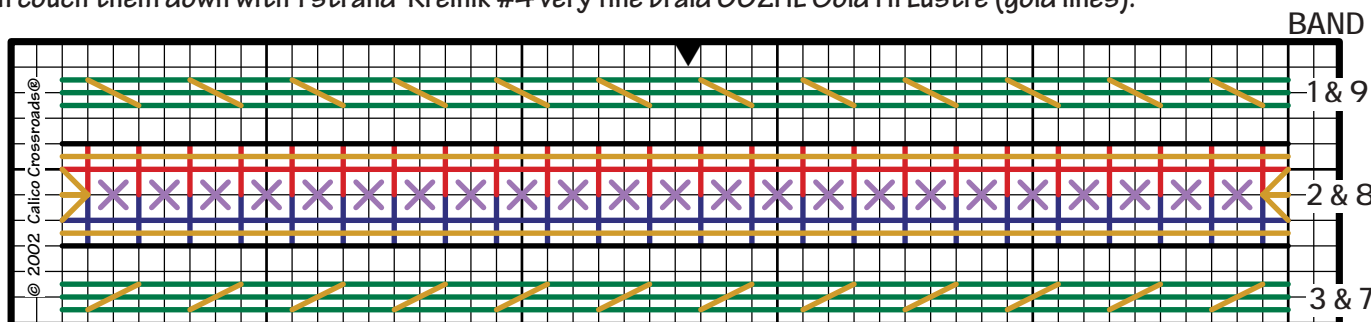
BANDS 4 & 6:

a. Backstitch purple lines with 1 strand 176 Heather on the Hill in all four corners. Do not attach beads at this time. (See i and j under on Thistle Pin Keep instructions, page 3.)

BAND 5: (The Thistle is worked identically to the thistle on the pin keep and the scissor minder. See Steps a through g on Thistle Pin Keep instructions, page 2.)

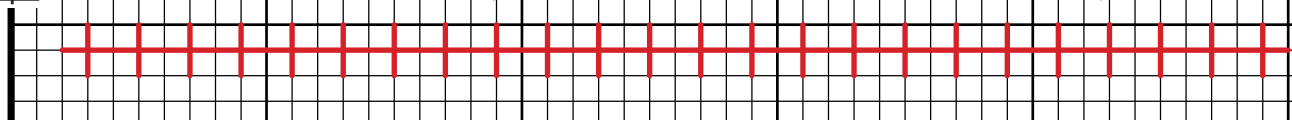
Bands 1-2-3 and 7-8-9 Chart

BANDS 1 & 9 and 3 & 7: Use two strands of 141 Spanish Moss to lay three lines from side to side (green lines); then couch them down with 1 strand Kreinik #4 very fine braid 002HL Gold Hi Lustre (gold lines).

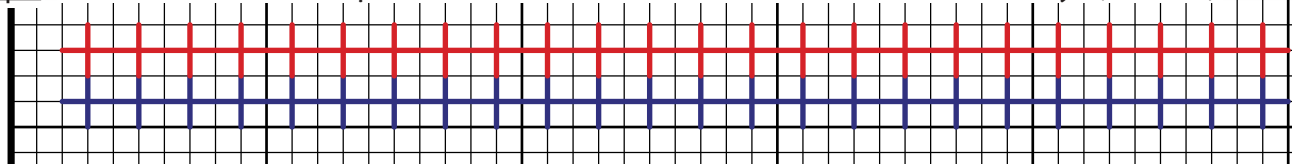


Bands 2 & 8:

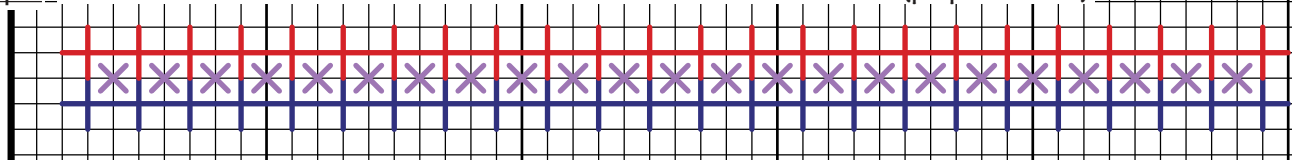
Step 1 (Refer to chart above) Work a row of upright crosses over 4 threads with 2 str. 1481 Mystique (red lines).



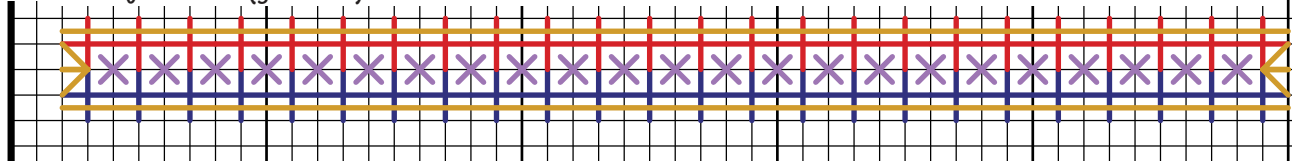
Step 2 Below that, work a row of upright crosses over 4 threads also with 2 strands 1481 Mystique (blue lines).



Step 3 With 2 strands 176 Heather on the Hill, work cross stitches in center area (purple crosses).



Step 4 Work backstitched lines over ends of upright crosses and at left & right sides with 1 str. Kreinik 002 Gold HiLustre #4 very fine braid (gold lines).



Step 5 Work backstitching top and bottom with 2 strands 195 Coronation (black lines).

